






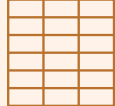



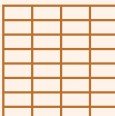

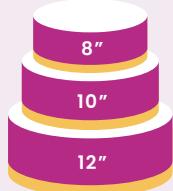
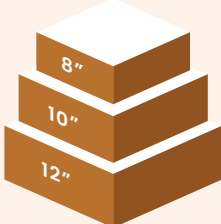
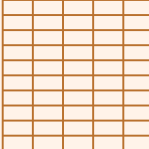

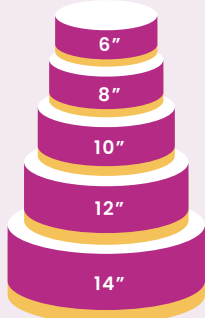






How to cut a Wedding Cake

 <p>4" CIRCLE 8 SERVINGS</p>	 <p>4" 6"</p> <p>18 PIECES</p>	 <p>4" 6"</p> <p>30 PIECES</p>	 <p>4" SQUARE 8 SERVINGS</p>
 <p>6" CIRCLE 10 SERVINGS</p>	 <p>6" 8"</p> <p>38 PIECES</p>	 <p>6" 8"</p> <p>50 PIECES</p>	 <p>6" SQUARE 10 SERVINGS</p>
 <p>8" CIRCLE 28 SERVINGS</p>	 <p>4" 6" 8"</p> <p>56 PIECES</p>	 <p>4" 6" 8"</p> <p>62 PIECES</p>	 <p>8" SQUARE 28 SERVINGS</p>
 <p>10" CIRCLE 38 SERVINGS</p>	 <p>8" 10" 12"</p> <p>112 PIECES</p>	 <p>8" 10" 12"</p> <p>154 PIECES</p>	 <p>10" SQUARE 50 SERVINGS</p>
 <p>12" CIRCLE 56 SERVINGS</p>	 <p>6" 8" 10" 12" 14"</p> <p>210 PIECES</p>	 <p>8" 10" 12" 14"</p> <p>252 PIECES</p>	 <p>12" SQUARE 72 SERVINGS</p>
 <p>14" CIRCLE 78 SERVINGS</p>	<p>210 PIECES</p>	<p>252 PIECES</p>	 <p>14" SQUARE 98 SERVINGS</p>